

Fourth quarter 2024 Presentation



Carl K. Arnet, CEO
Brice Morlot, CFO
Lin Espey, COO

31 January 2025



Disclaimer

This Presentation has been produced by BW Energy Limited exclusively for information purposes. This presentation may not be redistributed, in whole or in part, to any other person.

This document contains certain forward-looking statements relating to the business, financial performance and results of BW Energy and/or the industry in which it operates. Forward-looking statements concern future circumstances and results and other statements that are not historical facts, sometimes identified by the words “believes”, “expects”, “predicts”, “intends”, “projects”, “plans”, “estimates”, “aims”, “foresees”, “anticipates”, “targets”, and similar expressions. The forward-looking statements contained in this Presentation, including assumptions, opinions and views of BW Energy or cited from third party sources are solely opinions and forecasts which are subject to risks, uncertainties and other factors that may cause actual events to differ materially from any anticipated development. None of BW Energy or any of its parent or subsidiary undertakings or any such person’s officers or employees provides any assurance that the assumptions underlying such forward-looking statements are free from errors nor does any of them accept any responsibility for the future accuracy of the opinions expressed in this Presentation or the actual occurrence of the forecasted developments. BW Energy assumes no obligation, except as required by law, to update any forward-looking statements or to conform these forward-looking statements to our actual results.

No representation or warranty (express or implied) is made as to, and no reliance should be placed on, any information, including projections, estimates, targets and opinions, contained herein, and no liability whatsoever is accepted as to any errors, omissions or misstatements contained herein, and, accordingly, neither BW Energy nor any of its parent or subsidiary undertakings or any such person’s officers or employees accepts any liability whatsoever arising directly or indirectly from the use of this document. Actual experience may differ, and those differences may be material.

By attending this Presentation you acknowledge that you will be solely responsible for your own assessment of the market and the market position of BW Energy and that you will conduct your own analysis and be solely responsible for forming your own view of the potential future performance of the businesses of BW Energy. This presentation must be read in conjunction with the recent Financial Information and the disclosures therein.

This announcement is not an offer for sale or purchase of securities in the United States or any other country. The securities referred to herein have not been registered under the U.S. Securities Act of 1933, as amended (the “U.S. Securities Act”), and may not be sold in the United States absent registration or pursuant to an exemption from registration under the U.S. Securities Act. BW Energy has not registered and does not intend to register its securities in the United States or to conduct a public offering of its securities in the United States. Any offer for sale or purchase of securities will be made by means of an offer document that may be obtained by certain qualified investors from BW Energy. Copies of this Presentation are not being made and may not be distributed or sent into the United States, Canada, Australia, Japan or any other jurisdiction in which such distribution would be unlawful or would require registration or other measures.

In any EEA Member State that has implemented Regulation (EU) 2017/1129 of the European Parliament and of the Council of 14 June 2017 on the prospectus to be published when securities are offered to the public or admitted to trading on a regulated market (together with any applicable implementing measures in any member State, the “Prospectus Regulation”), this communication is only addressed to and is only directed at qualified investors in that Member State within the meaning of the Prospectus Regulation.

This Presentation is only directed at (a) persons who are outside the United Kingdom; or (b) investment professionals within the meaning of Article 19 of the Financial Services and Markets Act 2000 (Financial Promotion) Order 2005 (the “Order”); or (c) persons falling within Article 49(2)(a) to (d) of the Order; or (d) persons to whom any invitation or inducement to engage in investment activity can be communicated in circumstances where Section 21(1) of the Financial Services and Markets Act 2000 does not apply.

Q4 Highlights

Record quarterly EBITDA

32% increase in net production

Dussafu net quarterly production at all-time-high 2.5 mmbbls

Currently producing over 40,000 bbls/day gross at Dussafu



Q4 Key figures¹

Net Production

33.6k bopd

↑ Up 32%
from Q3 24

↑ Up 107%
from Q4 23

Revenue

\$233.4M

↑ Up 8%
from Q3 24

↓ Down 6%
from Q4 23

OPEX / BBL

\$25.6

↓ Down 13%
from Q3 24

↓ Down 28%
from Q4 23

EBITDA

\$141.6M

↑ Up 9%
from Q3 24

↑ Up 6%
from Q4 23

Net Profit

\$56.8M

↑ Up 18%
from Q3 24

↓ Down 29%
from Q4 23

Operating Cash Flow

\$117.7M

↓ Down 19%
from Q3 24

↑ Up 18%
from Q4 23

¹) Preliminary and unaudited figures.

Full-year Key figures¹

Net Production

10.1M bbls

↑ Up 69%
from 2023

Revenue

\$795.2M

↑ Up 57%
from 2023

OPEX / BBL

\$30.1

↓ Down 16%
from 2023

EBITDA

\$457.4M

↑ Up 90%
From 2023

Net Profit

\$165.9M

↑ Up 105%
from 2023

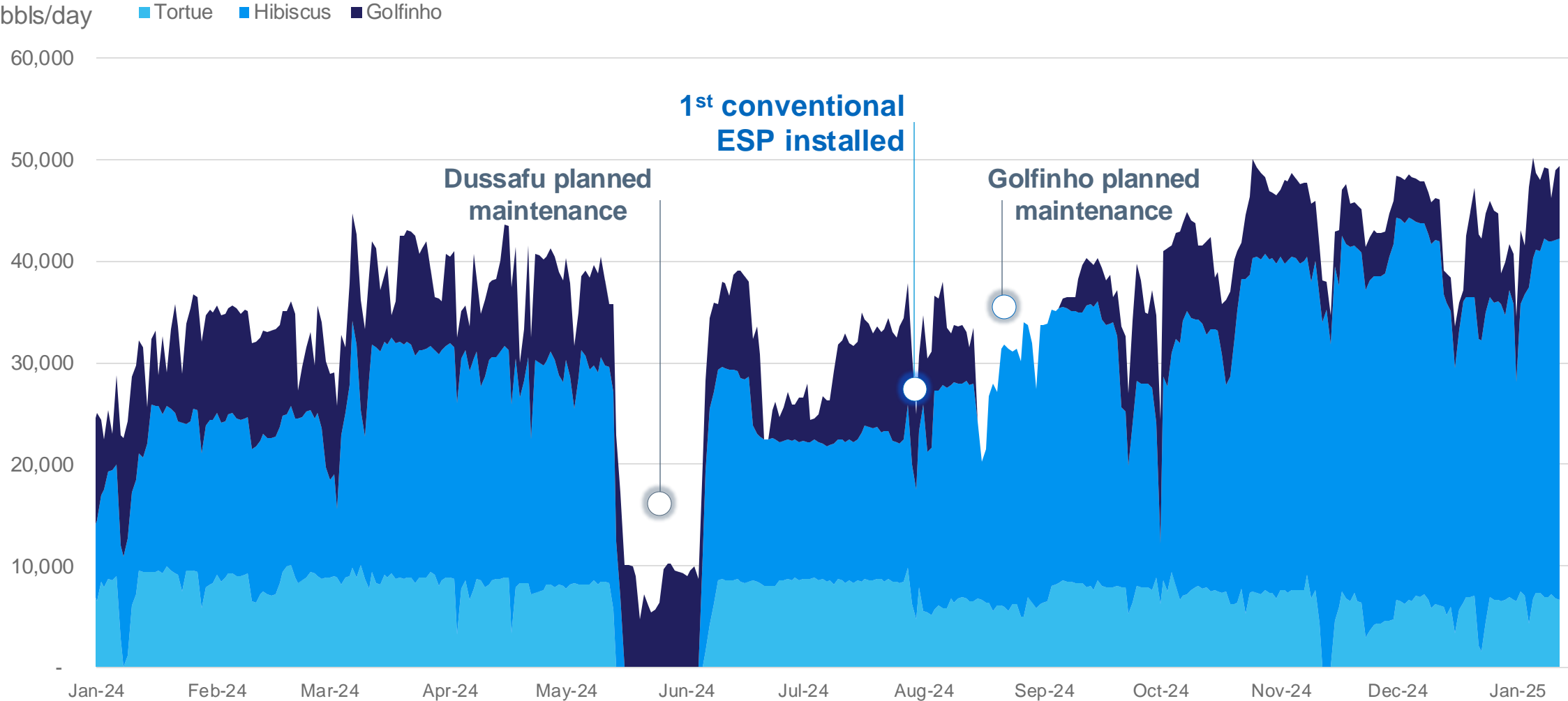
Operating Cash Flow

\$347.6M

↑ Up 92%
from 2023

¹) Preliminary and unaudited figures.

New wells and ESP change-outs positively impacting production



2025 guidance

Net production¹

Total 11–12 mmbbls

Operating cost²

USD 18–22 per barrel

Net Capex³

USD 260–285 million

G&A⁴

USD 19–22 million



- 7
- 1) Reflects net production from Dussafu (73.5% Working Interest) and Golfinho (100% WI)
 - 2) Operating costs exclude Royalties, Tariffs, Workovers, Domestic Market Obligation purchases, Production Sharing costs in Gabon, and incorporates the impact of IFRS 16 adjustments.
 - 3) Excluding Non-FID spend: Maromba and Golfinho Boosting
 - 4) Incorporates the impact of IFRS 16 adjustments

Operations

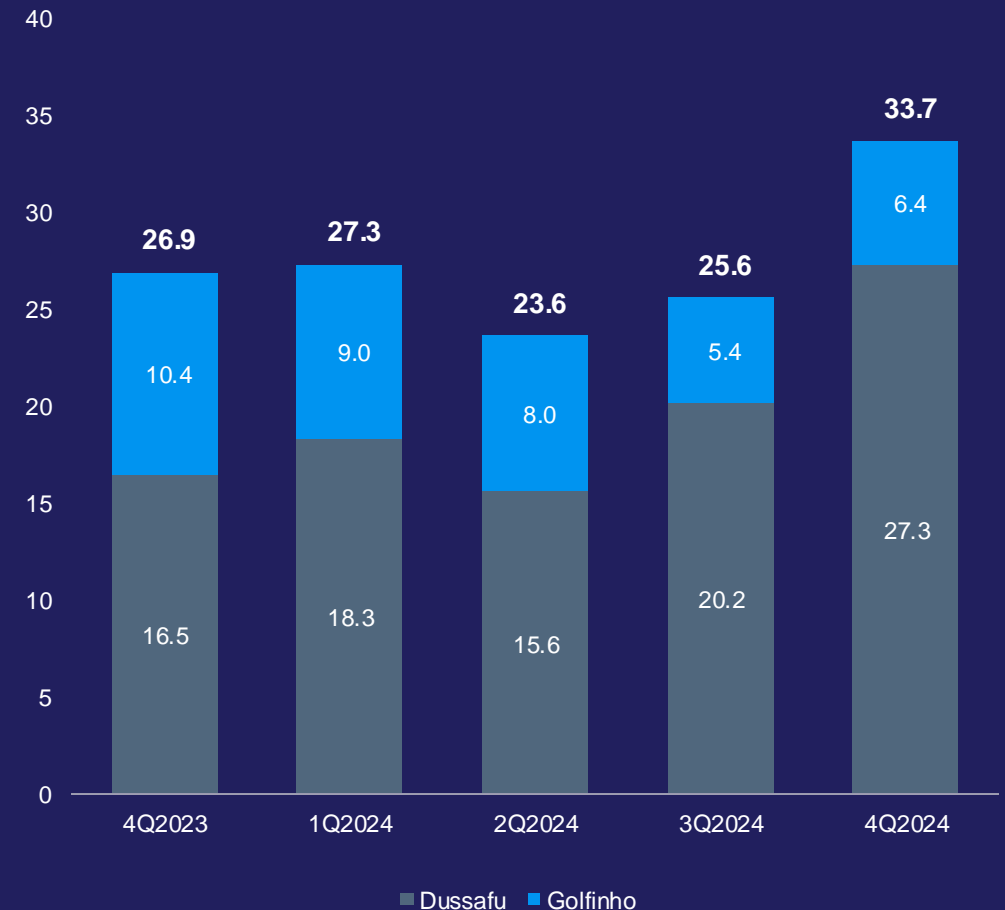


Production update

- Dussafu net production ~2.5 mmbbls, up 36% from Q3 2024
 - High operational uptime
 - Two new wells brought online and production restart from three wells after workovers
 - Operating cost¹ reduced to USD ~18.5/bbl, below year-end 2024 target
- Golfinho production of ~585,000 bbls, up 17% from Q3 2024
 - Operating cost¹ of USD 56.4/bbl
 - Production impacted by Petrobras gas import pipeline maintenance shutdown resulting in only ESP wells producing
 - Focus on optimisation of current production capacity and operating costs

Net production

kbbbls/day

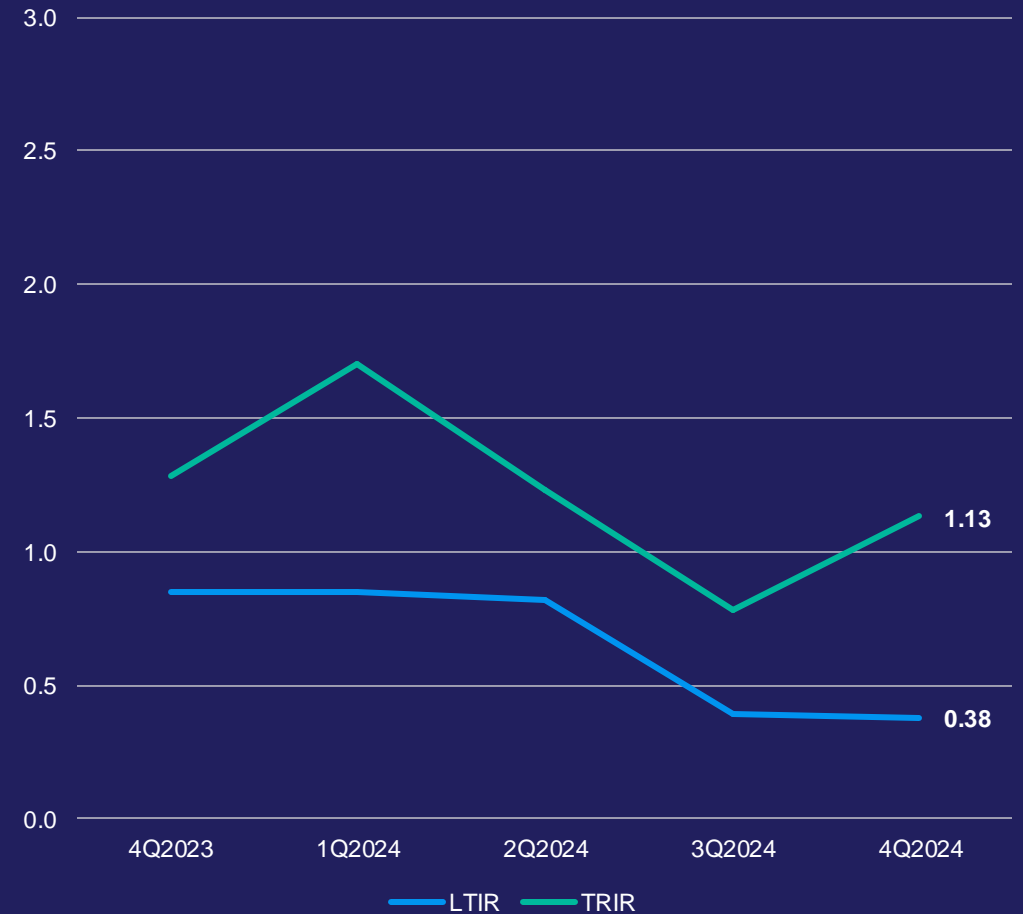


Zero-harm objective for people and environment

- One LTI recorded to date in 2024
- No environmental incidents in 2024
- Carrying out ESRS Double Materiality Assessment

HSE performance

TRIR and LTIR - rolling quarterly¹



Field development



Maromba FID planned for Q1 2025

- Wellhead platform design near completion
 - Dry-tree concept
 - Geotech campaign ongoing on site
- FPSO refurbishment commenced
- Long lead items will be ordered by end March 2025
- Planned field delivery in Q3 2027
 - Investment budget USD 1.2 bn
 - Phase 1 targeting low-risk Maastrichtian barrels
 - Target production of 50,000 bbls/day
- Financing close to completion

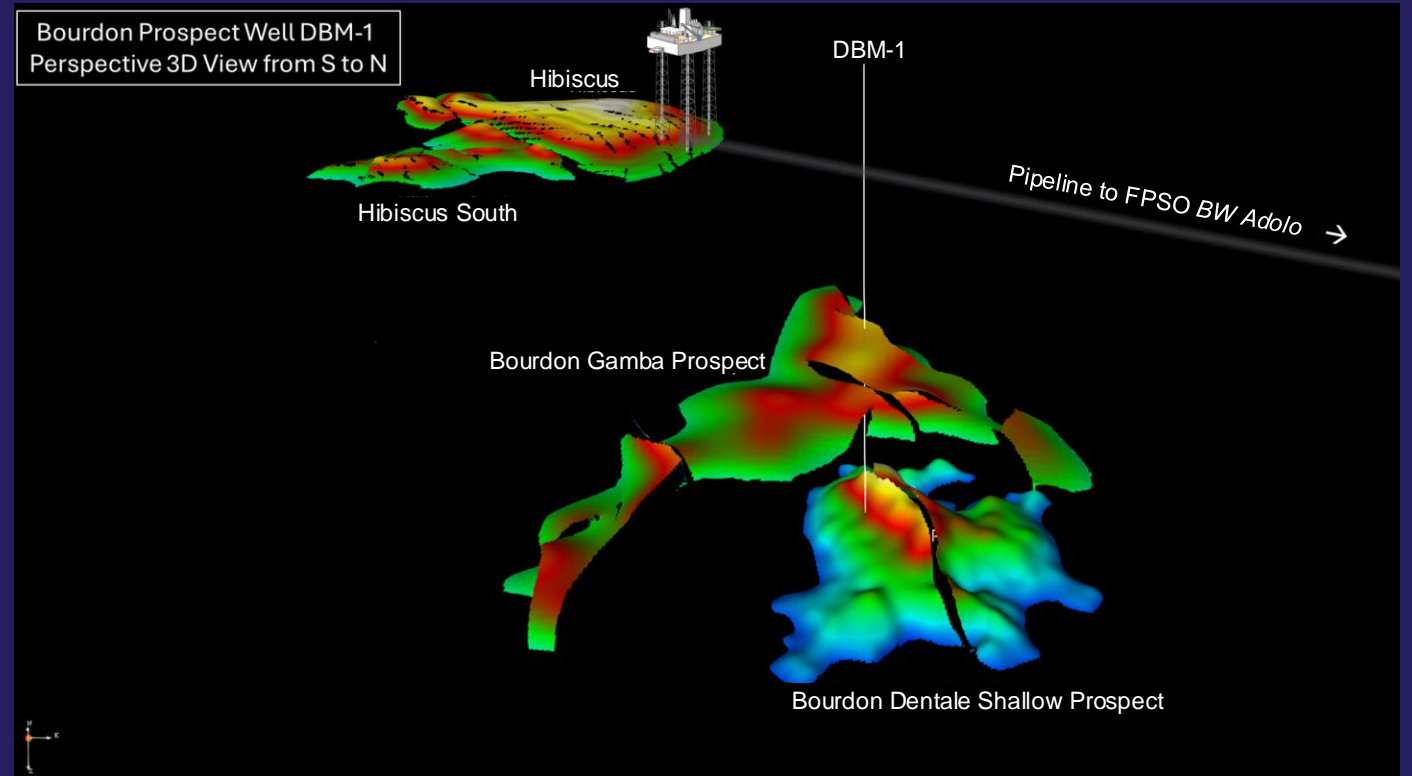


Appraisal and exploration



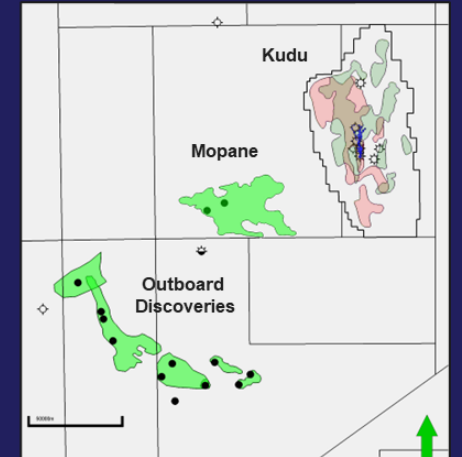
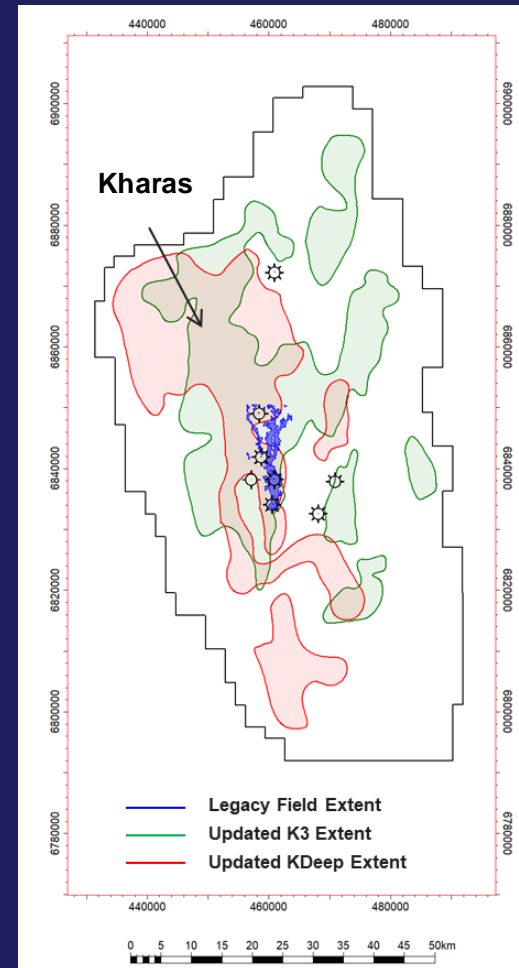
Bourdon appraisal in Gabon – Q1 25

- Drilling commenced in early 2025
- Targeting risked gross recoverable reserves of ~30 mmb_{oe}¹
- Results expected during Q1



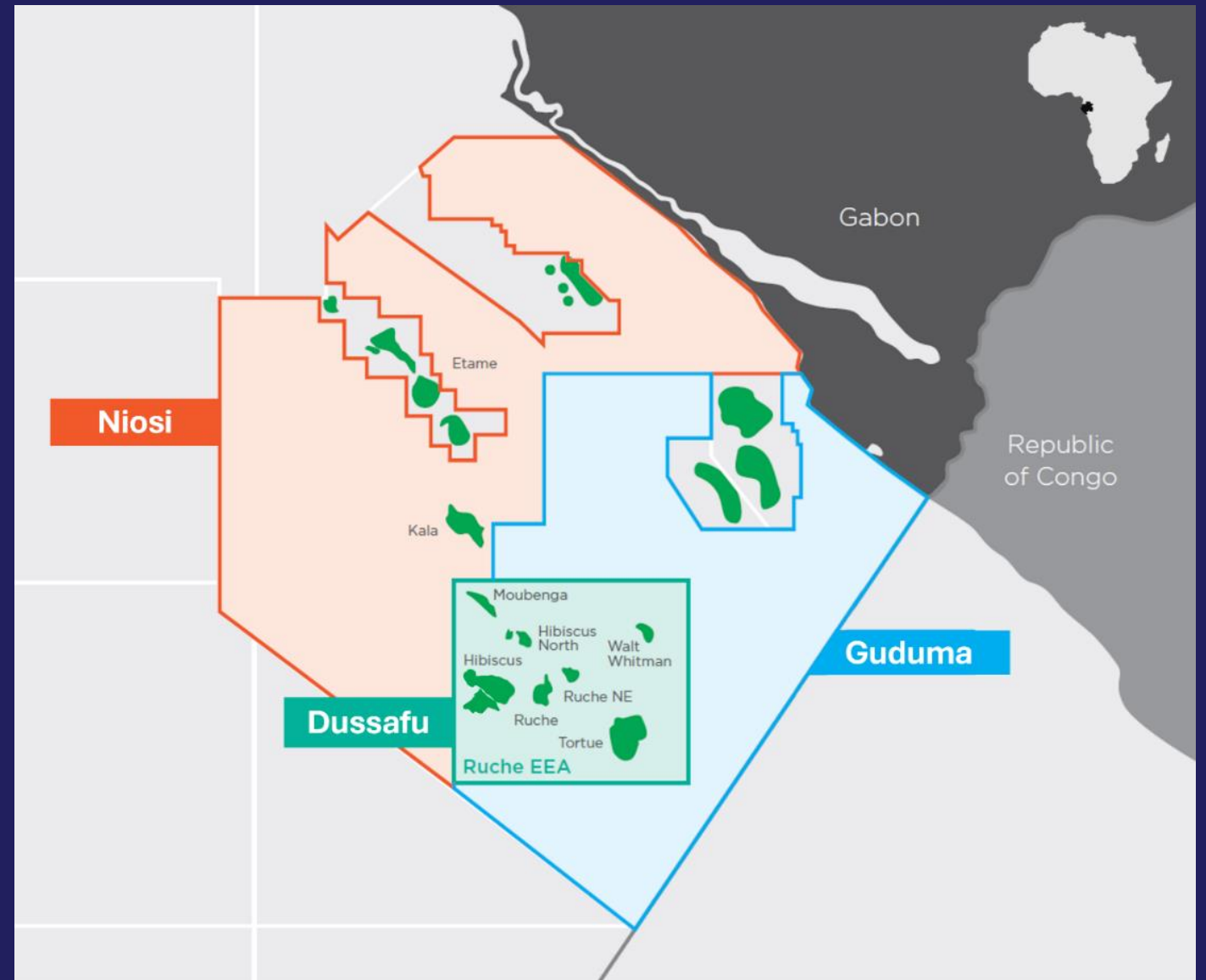
Kharas appraisal well in Namibia – Q3 25

- Well located in northern portion of Kudu licence
- Drilling program on track with rig bids received, selection in progress
- Working closely with other operators in the Orange Basin to explore common use of available resources
- Kudu PSDM 3D seismic processing completed



Seismic campaign over new Gabon acreage

- Planning 3D seismic over Niosi Marin and Guduma Marin exploration blocks
- BW Energy is operator¹, holding 37.5% WI
- Significant potential for infrastructure-led exploration
- Adjacent to Dussafu Marin licence, covering a combined area of 4,918 km²



Financials



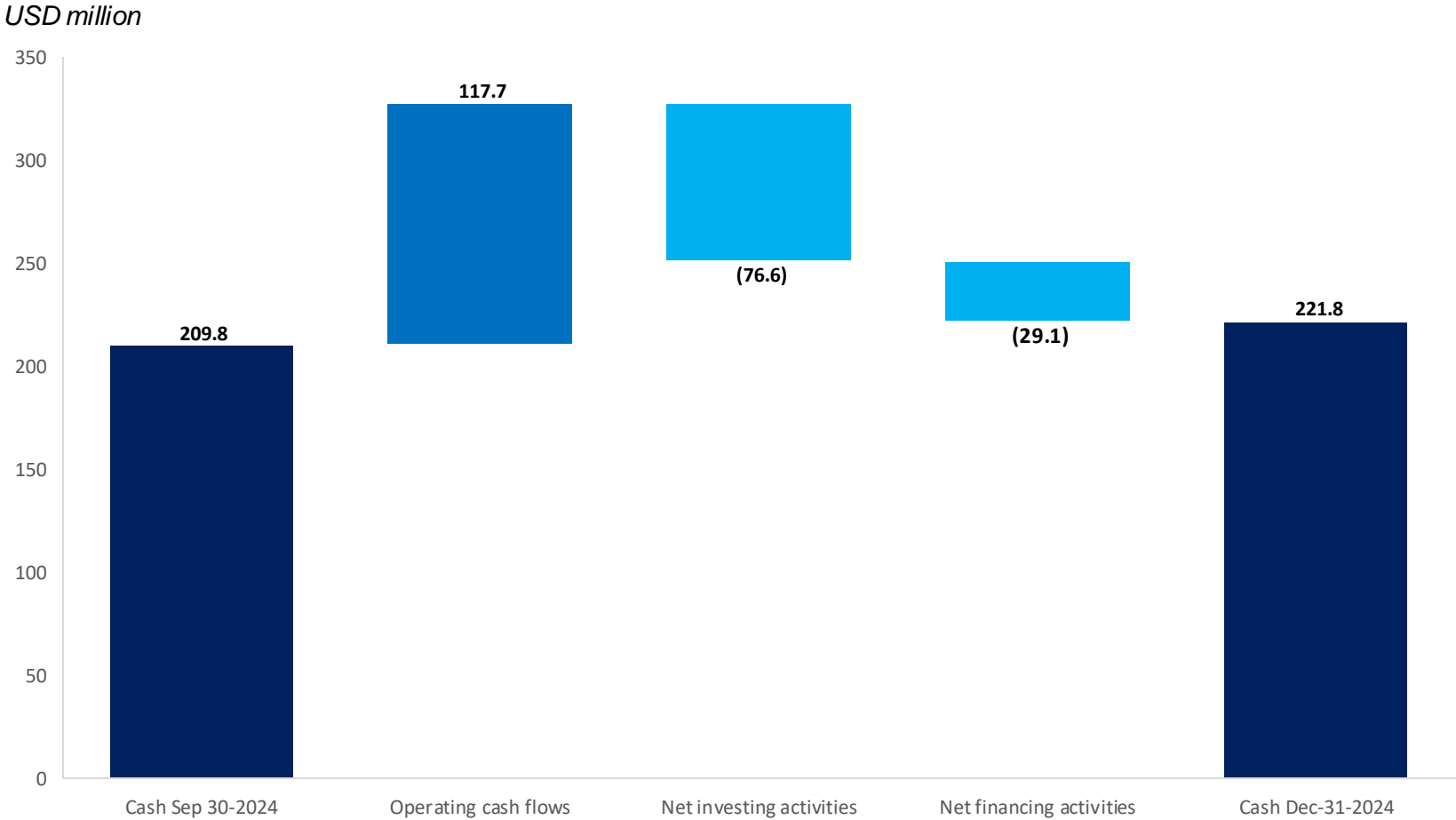
Income statement¹

USD million

Income Statement	Q4 2024	Q3 2024	FY 2024	FY 2023
Operating revenue	237.2	206.8	795.2	500.3
Gain/(loss) from oil derivatives	(3.8)	8.6	0.0	7.0
Operating expenses	(91.8)	(85.4)	(337.8)	(266.3)
EBITDA	141.6	130.0	457.4	241.0
Depreciation and amortisation	(57.1)	(51.6)	(180.9)	(99.5)
Operating profit (EBIT)	84.5	78.4	276.5	141.1
Interest income	4.3	4.8	13.1	8.2
Interest expense	(16.4)	(10.8)	(35.7)	(8.3)
Other financial items	1.1	(7.2)	(23.9)	(18.5)
Profit before tax	73.6	65.3	230.1	122.5
Income tax expense	(16.7)	(17.3)	(64.2)	(41.5)
Net profit	56.8	48.0	165.9	81.0

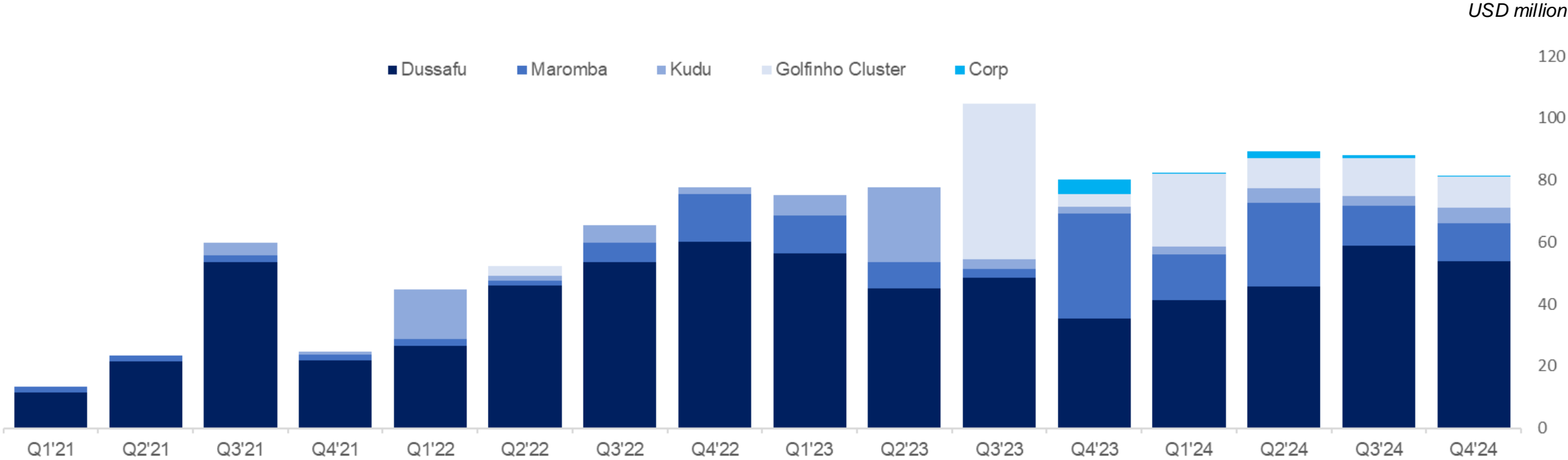


Cash flow¹ overview Q4 2024



19 1) Preliminary and unaudited figures.

Investments in assets



Balance sheet supporting execution of growth strategy

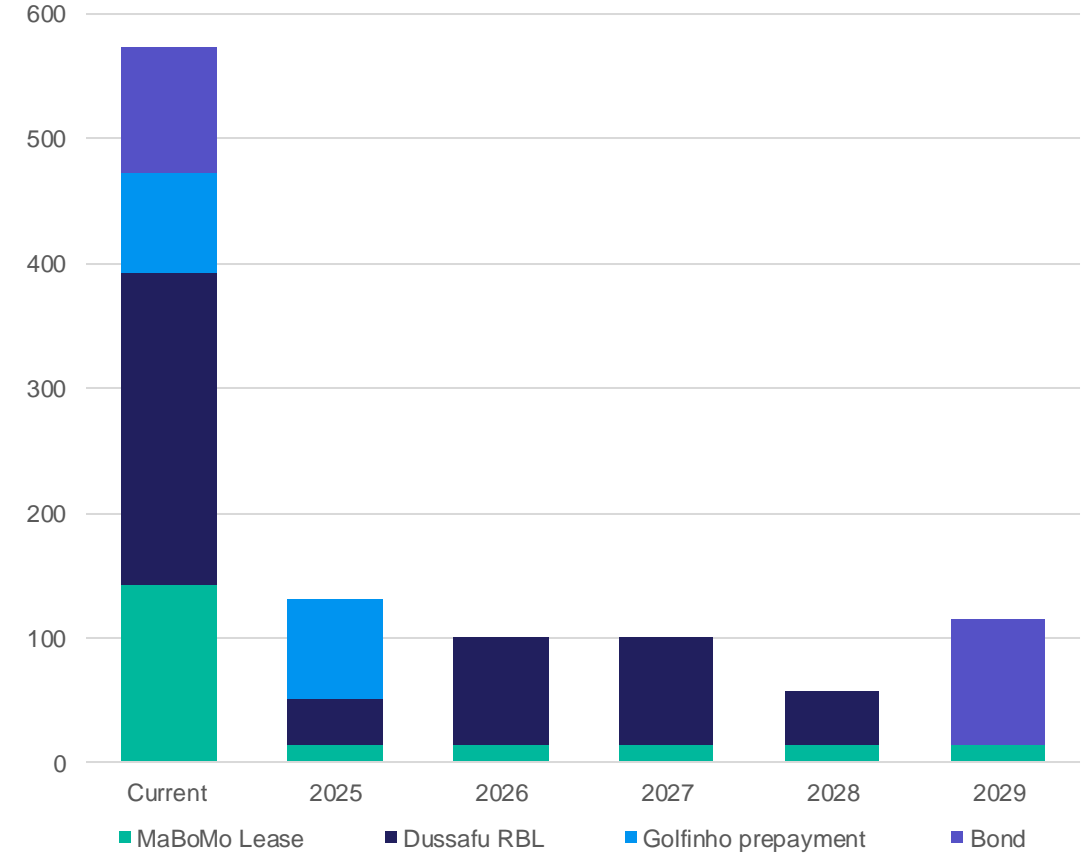
Total assets
USD 1.9bn

NIBD¹
USD 341m

Equity ratio
43%

NIBD/EBITDA¹
0.75x

Debt and maturity profile USD million



1) NIBD (MaBoMo lease, Dussafu RBL, Golfinho prepayment facility and bond debt, less cash) / LTM EBITDA at 31 December 2024

Lifting schedule and hedging

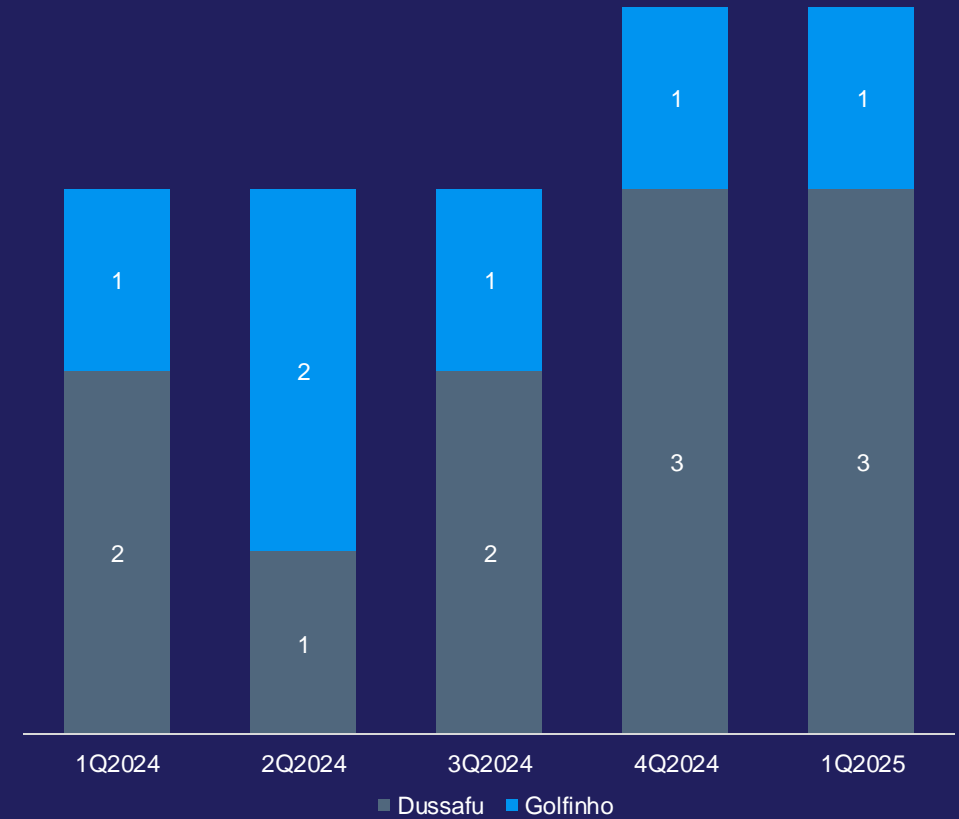
Q1 2025 schedule liftings

- Dussafu: 3x net ~950,000 bbls each
- Golfinho: 1x in Feb ~500,000 bbls

Hedging

- 4.9 mmbbls hedged for 2025 and 2026
- Combination of puts, zero cost collars and swaps

Quarterly liftings schedule to BW Energy

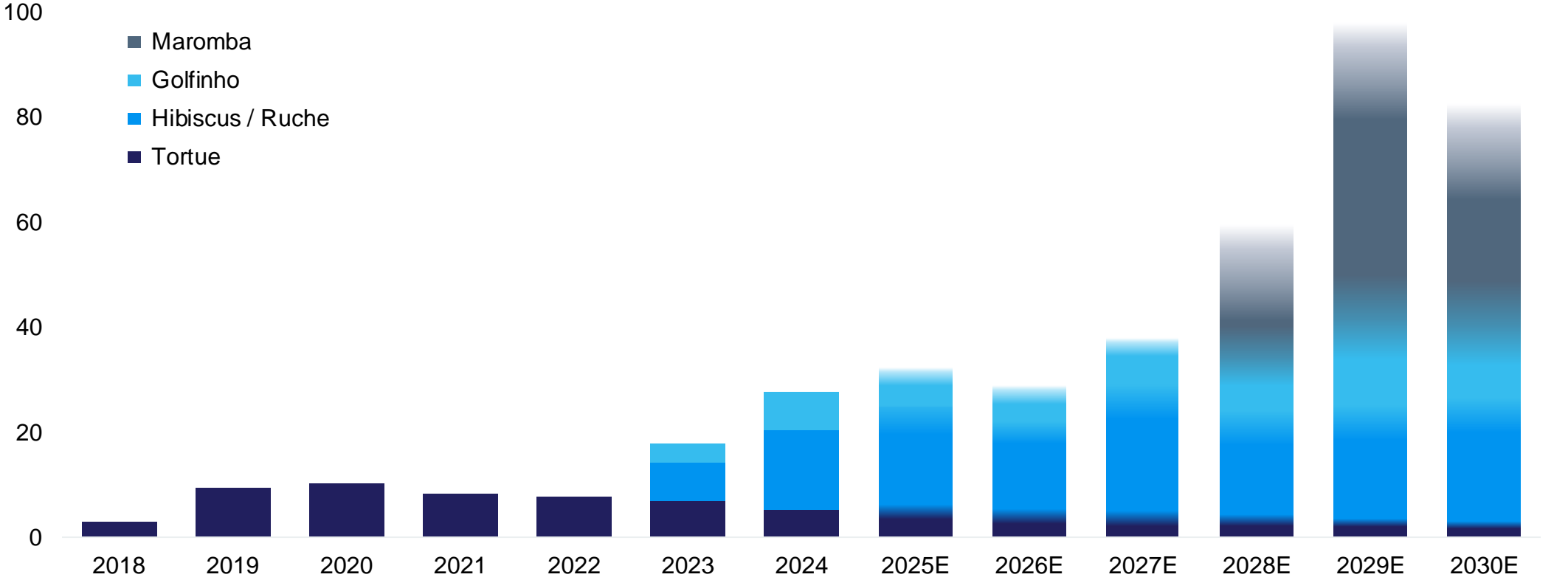


Summary



Production outlook

Net kboepd/day



Upcoming milestones

Bourdon appraisal – Q1 2025

Maromba FID – Q1 2025

Kudu appraisal spud – Q3 2025



Q&A



ir@bwenergy.no
www.bwenergy.no

